



District Report Card: 2017


State: Haryana	District: Ambala
Class: 8	Subject: Language
Schools: 50	Students: 1012


Participation/Coverage


Students

<div>GENDER</div> <div></div>	Boys		Girls	
	Number	%	Number	%
	489	48.32	523	51.68

<div>AREA</div> <div></div>	Rural		Urban	
	Number	%	Number	%
	780	77.08	232	22.92

<div>CATEGORY</div> <div></div>	SC		ST		OBC		GEN	
	Number	%	Number	%	Number	%	Number	%
	480	47.43	6	0.59	350	34.58	176	17.39

<div>CWSN</div> <div></div>	LD	VI	HI	S&LD	ID	Oth
	1	0	3	4	3	3

<div>Management</div> <div></div>	Government		Government-aided	
	Number	%	Number	%
	866	85.57	146	14.43

Average Performance of Students in Language (%)

Overall	Gender		Area		Management		Social Group			
	Male	Female	Rural	Urban	Govt.	Aided	SC	ST	OBC	GEN
56.94	54.15	59.55	54.96	63.62	56.46	59.82	54.47	50.00	57.56	62.69

Performance on Learning Outcomes (LOs)

Learning Outcomes	Description	Average Performance(%)
L813	Read textual/non-textual materials with comprehension and identifies the details, characters, main idea and sequence of ideas and events while reading	56.94

Range of Performance of Students who Answered Correctly							
Below 30%		30% - 50%		50% - 75%		Above 75%	
Number	%	Number	%	Number	%	Number	%
131	12.94	234	23.12	427	42.19	220	21.74

Lowest Performing Learning Outcomes (LOs)

1 - Read textual/non-textual materials with comprehension and identifies the details, characters, main idea and sequence of ideas and events while reading (56.94)